

Datasheet - BNS 33-11Z-ST

Safety sensors / BNS 33

☒ Preferred typ



(Minor differences between the printed image and the original product may exist!)

- Thermoplastic enclosure
- Concealed mounting possible
- Insensitive to transverse misalignment
- 88 mm x 25 mm x 13 mm
- Long life
- no mechanical wear
- Insensitive to soiling
- AS-Interface Safety at Work available
- Connector M8 x 1, 4-pole

Ordering details

Product type description	BNS 33-11Z-ST
Article number	101140997
EAN code	4030661120201
eCl@ss	27-27-24-02

Approval

Approval



Classification

Standards	EN ISO 13849-1
B _{10d} Opener/Normally open contact (NC/NO)	25.000.000
- notice	at max. 20% contact load
Mission time	20 Years
notice	$MTTF_d = \frac{B_{10d}}{0,1 \times n_{op}}$ $n_{op} = \frac{d_{op} \times h_{op} \times 3600 \text{ s/h}}{t_{cycle}}$

Global Properties

Product name	BNS 33
Standards	IEC 60947-5-3, BG-GS-ET-14
Compliance with the Directives (Y/N)	Yes
Materials	
- Material of the housings	Plastic, glass-fibre reinforced thermoplastic
Weight	20 g
Monitoring function of downstream devices (Y/N)	No

Prerequisite evaluation unit	Yes
Recommended safety-monitoring module	
Recommended actuator	BPS 33, BPS 33-2326

Mechanical data

Design of electrical connection	Connector M8
mechanical installation conditions	not flush
Active area	Side
Ensured switch distance ON	5 mm / 8 mm
- BPS 33 = 5 mm Actuating magnet	
- BPS 33-2326 = 8 mm Actuating magnet	
Ensured switch distance OFF	15 mm / 18 mm
- BPS 33-2326 = 18 mm Actuating magnet	
- BPS 33 = 15 mm Actuating magnet	
Repeat accuracy R	≤ 0,1 x
Type of actuation	Magnet
Direction of motion	head-on with regard to the active surface
restistance to shock	30 g / 11 ms
Resistance to vibration	10 ... 55 Hz, Amplitude 1 mm

Ambient conditions

Ambient temperature	
- Min. environmental temperature	-25 °C
- Max. environmental temperature	+70 °C
Storage and transport temperature	
- Min. Storage and transport temperature	-25 °C
- Max. Storage and transport temperature	+70 °C
Protection class	IP67

Electrical data

Integrated Safety monitoring module available (Y/N)	No
Cross circuit/short circuit recognition possible (Y/N)	Yes
Voltage type	VAC/DC
Switch frequency	max. 5 Hz
Switching voltage	max. 60 VAC/DC
Switching current	max. 400 mA
Switching capacity	max. 10 W

Outputs

Design of control output	Other, Reed kontakts
Number of shutters	1 piece
Number of openers	1 piece

Electrical data - Safety outputs

Number of secure semi-conductor outputs	0 piece
Number of secure outputs with contact	0 piece

Electrical data - Diagnostic output

Number of semi-conductor outputs with signaling function	0 piece
Number of outputs with signaling function that already have a contact	0 piece

LED switching conditions display

LED switching conditions display (Y/N)	No
----------------------------------------	----

ATEX

Explosion protection categories for gases	None
Explosion protected category for dusts	None

Dimensions

Dimensions of the sensor	
- Width of sensor	88 mm
- Height of sensor	25 mm
- Length of sensor	13 mm

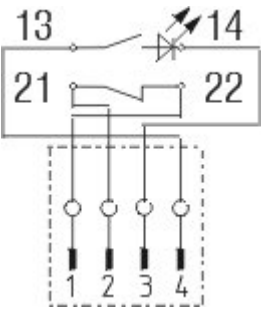
notice

Contact symbols shown for the closed condition of the guard device.
 The contact configuration for versions with or without LED is identical.

Included in delivery

Actuators must be ordered separately.

Diagram



- Note Diagram
- positive break NC contact
 - active
 - no active
 - Normally-open contact
 - Normally-closed contact

Ordering code

BNS 33-(1)Z(2)-(3)-(4)	
(1)	
02	2 Opener (NC)

11	1 Normally open contact (NO) / 1 Opener (NC)
12	1 Normally open contact (NO) / 2 Opener (NC)
(2)	
<i>without</i>	without LED switching conditions display
G	with LED switching conditions display
(3)	
<i>without</i>	with cable
ST	with connector M8
(4)	
2187	Individual contact outlet
2187-10	Individual contact outlet, with LED
2237	Actuation from cable direction

Documents

Operating instructions and Declaration of conformity (jp) 551 kB, 18.08.2017

Code: mrl_bns33_jp

Operating instructions and Declaration of conformity (es) 298 kB, 16.09.2016

Code: mrl_bns33_es

Operating instructions and Declaration of conformity (pt) 300 kB, 03.06.2016

Code: mrl_bns33_pt

Operating instructions and Declaration of conformity (en) 299 kB, 04.03.2016

Code: mrl_bns33_en

Operating instructions and Declaration of conformity (fr) 299 kB, 29.04.2016

Code: mrl_bns33_fr

Operating instructions and Declaration of conformity (pl) 327 kB, 29.04.2016

Code: mrl_bns33_pl

Operating instructions and Declaration of conformity (de) 300 kB, 04.03.2016

Code: mrl_bns33_de

Operating instructions and Declaration of conformity (cs) 307 kB, 08.01.2013

Code: mrl_bns33_cs

Operating instructions and Declaration of conformity (nl) 281 kB, 09.01.2013

Code: mrl_bns33_nl

Operating instructions and Declaration of conformity (da) 282 kB, 08.01.2013

Code: mrl_bns33_da

Operating instructions and Declaration of conformity (sv) 279 kB, 09.01.2013

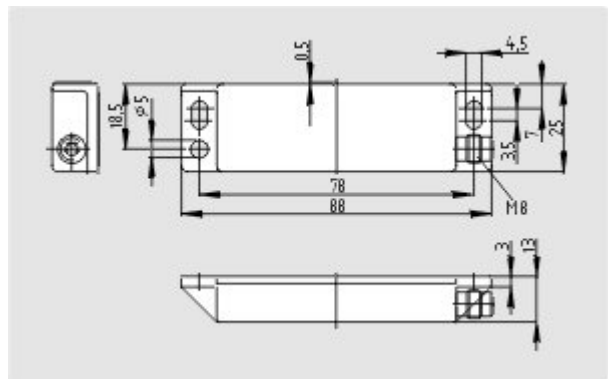
Code: mrl_bns33_sv

Operating instructions and Declaration of conformity (it) 294 kB, 02.09.2016

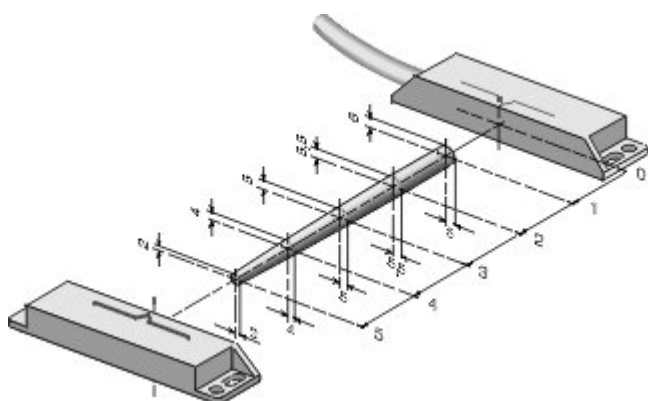
Code: mrl_bns33_it

EAC certification (ru) 782 kB, 05.10.2015

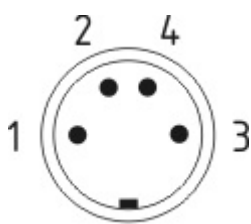
Code: q_6044p17_ru



Dimensional drawing (basic component)



Characteristic curve



Contact arrangement

System components

Actuator

101107771 - BPS 33

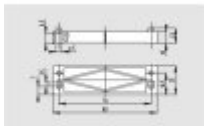


101148482 - BPS 33-2326

- higher switching distance S_{ao} 8 mm



Accessories



101158893 - SPACER BN 31/33

- to mount the magnetic safety sensor and actuator on ferromagnetic material

Connector



101194059 - BNS-Y-11

- enables the interconnection and the connection of BNS safety sensors to a common safety monitoring module
- for BNS 33, BNS 36, BNS 260 (with 1 NC/1 NO)

K.A. Schmersal GmbH & Co. KG, Möddinghofe 30, D-42279 Wuppertal

The data and values have been checked thoroughly. Technical modifications and errors excepted.

Generiert am 30.10.2017 - 13:31:55h Kasbase 3.2.7.F.64I