

Datasheet - AZM 161SK-12/12RK-024

Solenoid interlock / AZM 161



☒ Preferred typ



(Minor differences between the printed image and the original product may exist!)

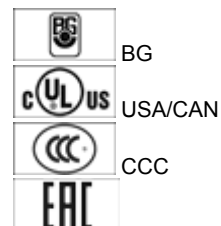
- Thermoplastic enclosure
- Double-insulated
- Interlock with protection against incorrect locking.
- 130 mm x 90 mm x 30 mm
- 6 Contacts
- Long life
- Large wiring compartment
- Manual release
- cable entries 4 M 16 x 1.5

Ordering details

Product type description	AZM 161SK-12/12RK-024
Article number	101164207
EAN code	4030661205144
eCl@ss	27-27-26-03

Approval


Approval



Classification

Standards	EN ISO 13849-1
B _{10d} Opener (NC)	2.000.000
Mission time	20 Years
notice	$MTTF_d = \frac{B_{10d}}{0,1 \times n_{op}}$ $n_{op} = \frac{d_{op} \times h_{op} \times 3600 \text{ s/h}}{t_{cycle}}$

Global Properties

Product name	AZM 161
Standards	EN 60947-5-1, BG-GS-ET-19
Compliance with the Directives (Y/N) 	Yes
Number of actuating directions	3 piece
Active principle	electromechanical
Duty cycle	Magnet 100 %
Materials	
- Material of the housings	Plastic, glass-fibre reinforced thermoplastic, self-extinguishing
- Material of the contacts	Silver
Housing coating	None
Weight	500 g

Mechanical data

Actuating play in direction of actuation	5.5 mm
Design of electrical connection	Screw connection
Cable section	
- Min. Cable section	1 x 0,25 mm ²
- Max. Cable section	1 x 1.5 mm ²
Mechanical life	> 1.000.000 operations
notice	All indications about the cable section are including the conductor ferrules.
Emergency unlocking device (Y/N)	No
Manual release (Y/N)	Yes
Emergency release (Y/N)	No
Latching force	30 N
Positive break force	20 N
positive break travel	10 mm
Clamping force F	2000 N
Max. Actuating speed	2 m/s
Actuating frequency	max. 1000 / h

Ambient conditions

Ambient temperature	
- Min. environmental temperature	-25 °C
- Max. environmental temperature	+60 °C
Protection class	IP67 to IEC/EN 60529

Electrical data

Design of control element	Normally open contact (NO), Opener (NC)
Switching principle	Creep circuit element
Number of auxiliary contacts	2 piece
Number of safety contacts	4 piece
Power to unlock	Yes
Power to lock	No
Rated control voltage U _s	24 VAC/DC
Power consumption	max. 10 W
Rated impulse withstand voltage U _{imp}	4 kV
Rated insulation voltage U _i	250 V
Thermal test current I _{the}	6 A
Utilisation category	AC-15: 230 V / 4 A, DC-13: 24 V / 2,5 A
Required rated short-circuit current	1000 A

Max. fuse rating

6 A gG D-fuse To DIN EN 60269-1

ATEX

Explosion protection categories for gases	None
Explosion protected category for dusts	None

Miscellaneous data

Applications	<div>sliding safety guard,</div> <div>removable guard,</div> <div>hinged safety guard</div>
--------------	--

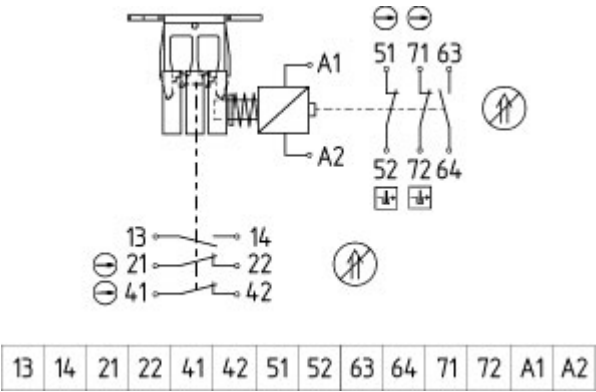
Dimensions






Dimensions of the sensor	
- Width of sensor	130 mm
- Height of sensor	90 mm
- Length of sensor	30 mm

notice

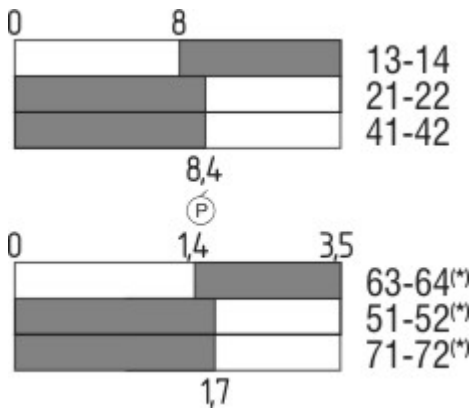
- Manual release
- For maintenance, installation, etc.
 - For manual release using M5 triangular key, available as accessory

Diagram



- Note Diagram
-  positive break NC contact
 -  active
 -  no active
 -  Normally-open contact
 -  Normally-closed contact

Switch travel diagram

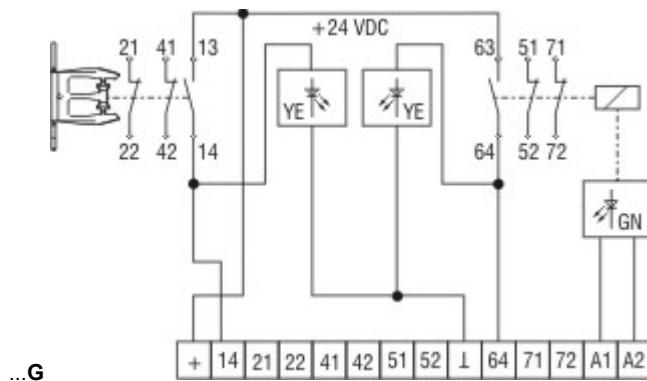


Notes Switch travel diagram

- Contact closed
- Contact open
- Setting range
- Break point
- Positive opening sequence/- angle
- VS** adjustable range of NO contact
- VÖ** adjustable range of NC contact
- N** after travel

Ordering suffix

The applicable ordering suffix is added at the end of the part number of the safety switch.
Order example: AZM 161SK-12/12RK-024**G**



Protected against incorrect polarity and voltage spikes.
limited terminating space 0,75 mm²

Diagram

- 14 guard open
- 13 +24 VDC
- 63 0 VDC
- 64 unlocked

Ordering code

AZM 161 (1)-(2)(3)K(4)-(5)-(6)(7)

(1)

SK

CC

ST

(2)

12/12

12/11

11/12

(3)

without

R

Screw connection

Cage clamps

male connector M12, 8- and 4-poles (Only for Us: 24 VAC/DC)

2 Normally open contact (NO) / 4 Opener (NC)

2 Normally open contact (NO) / 3 Opener (NC) (Plug-in connection)

2 Normally open contact (NO) / 3 Opener (NC) (Plug-in connection)

Latching force 5 N

Latching force 30 N

(4)	
<i>without</i>	Power to unlock
A	Power to lock
(5)	
<i>without</i>	Manual release lateral
ED	Manual release cover-side
EU	Manual release rear
T	Emergency exit lateral
TD	Emergency exit cover-side
TU	Emergency exit rear
N	Emergency release
(6)	
024	Us: 24 VAC/DC
110/230	Us: 110/230 VAC
(7)	
G	with LED (<i>Only for Us: 24 VAC/DC</i>)

Documents

Operating instructions and Declaration of conformity (sv) 423 kB, 15.08.2012

Code: mrl_azm161_sv

Operating instructions and Declaration of conformity (es) 566 kB, 09.03.2016

Code: mrl_azm161_es

Operating instructions and Declaration of conformity (de) 439 kB, 29.01.2016

Code: mrl_azm161_de

Operating instructions and Declaration of conformity (pt) 402 kB, 10.07.2014

Code: mrl_azm161_pt

Operating instructions and Declaration of conformity (en) 443 kB, 29.01.2016

Code: mrl_azm161_en

Operating instructions and Declaration of conformity (pl) 424 kB, 24.03.2014

Code: mrl_azm161_pl

Operating instructions and Declaration of conformity (fr) 444 kB, 28.04.2016

Code: mrl_azm161_fr

Operating instructions and Declaration of conformity (cs) 425 kB, 15.08.2012

Code: mrl_azm161_cs

Operating instructions and Declaration of conformity (jp) 728 kB, 23.08.2016

Code: mrl_azm161_jp

Operating instructions and Declaration of conformity (it) 438 kB, 19.04.2016

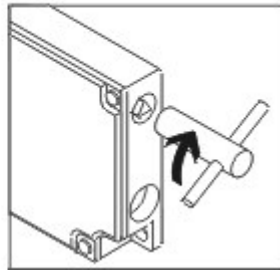
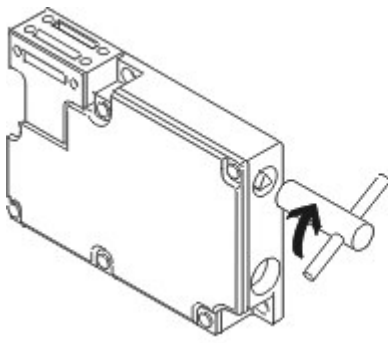
Code: mrl_azm161_it

Operating instructions and Declaration of conformity (nl) 425 kB, 15.08.2012

Code: mrl_azm161_nl

BG-test certificate (de) 140 kB, 20.05.2015

Code: z_m16p01



Operating principle

System components

Actuator

101145117 - AZM 161-B1



101144416 - AZM 161-B1E



101171859 - AZM 161-B1ES



101175431 - AZM 161-B1F



101171125 - AZM 161-B1S



101173089 - AZM 161-B1-2053 WITH BALL LATCH



101164100 - AZM 161-B1-1747 WITH MAGNETIC LATCH



101178199 - AZM 161-B1-2024



101176642 - AZM 161-B1-2177 WITH CENTERING GUIDE



101174113 - AZM 161-B6-2177 WITH CENTERING GUIDE

- For very small actuating radii



101170375 - AZM 161-B6S



101144420 - AZM 161-B6

- For very small actuating radii

Door-handle system

AZM 161-STS30

- Latching handle
- Suitable for all types of guard
- suitable in combination with EX-AZM 161
- Max. 110 °C



Accessories



101100887 - TRIANGULAR KEY TK-M5

- For manual release using M5 triangular key, available as accessory
- For maintenance, installation, etc.



101149213 - Mounting set MS AZM 161 R/P



101150376 - Mounting set MS AZM 161 P

K.A. Schmersal GmbH & Co. KG, Möddinghofe 30, D-42279 Wuppertal

The data and values have been checked thoroughly. Technical modifications and errors excepted.

Generiert am 30.10.2017 - 13:15:20h Kasbase 3.2.7.F.64l