


Datasheet - AZ 15 ZVRK

Safety switch with separate actuator / AZ 15

☒ Preferred typ



(Minor differences between the printed image and the original product may exist!)

- thermoplastic enclosure
- Double-insulated 
- Long life
- 52 mm x 75 mm x 30 mm
- Multiple coding
- Large wiring compartment
- High level of contact reliability with low voltages and currents
- Slotted holes for adjustment, circular holes for location
- Not sensitive to dirty conditions by virtue of patented roller system
- 3 cable entries M 16 x 1.5

Ordering details

Product type description	AZ 15 ZVRK
Article number	101153619
EAN code	4030661169354


Approval

Approval	 BG  USA/CAN  CCC
----------	--

Classification

Standards	EN ISO 13849-1
B _{10d} Opener (NC)	2.000.000
Mission time	20 Years
notice	$MTTF_d = \frac{B_{10d}}{0,1 \times n_{op}}$ $n_{op} = \frac{d_{op} \times h_{op} \times 3600 \text{ s/h}}{t_{cycle}}$

Global Properties

Product name	AZ 15
Standards	EN 60947-5-1, BG-GS-ET-15
Compliance with the Directives (Y/N) 	Yes
suitable for elevators (Y/N)	No
Materials	
- Material of the housings	Plastic, glass-fibre reinforced thermoplastic, self-extinguishing
- Material of the contacts	Silver
Housing coating	None
Weight	100 g

Mechanical data

Design of electrical connection	Screw connection
Cable section	
- Min. Cable section	0,75 mm ²
- Max. Cable section	2.5 mm ²
Mechanical life	> 1.000.000 operations
higher Latching force (Y/N)	Yes
Latching force	30 N
With ejection force (Y/N)	No
Positive break force	10 N
positive break travel	8 mm
Actuating speed	max. 2 m/s
notice	All indications about the cable section are including the conductor ferrules.

Ambient conditions

Ambient temperature	
- Min. environmental temperature	-30 °C
- Max. environmental temperature	+80 °C
Protection class	IP67 to IEC/EN 60529

Electrical data

Design of control element	Opener (NC)
Switching principle	Creep circuit element
Number of auxiliary contacts	0 piece
Number of safety contacts	1 piece
Rated impulse withstand voltage U _{imp}	6 kV
Rated insulation voltage U _i	500 V
Thermal test current I _{the}	10 A
Utilisation category	AC-15: 230 V / 4 A, DC-13: 24 V / 4 A
Max. fuse rating	6 A gG D-fuse

ATEX

Explosion protection categories for gases	None
Explosion protected category for dusts	None

Dimensions

Dimensions of the sensor	
- Width of sensor	52 mm

- Height of sensor	75 mm
- Length of sensor	30 mm

Included in delivery

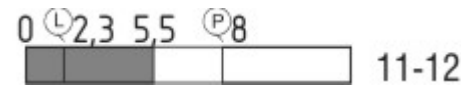
Actuators must be ordered separately.

Diagram



- Note Diagram
- positive break NC contact
 - active
 - no active
 - Normally-open contact
 - Normally-closed contact

Switch travel diagram

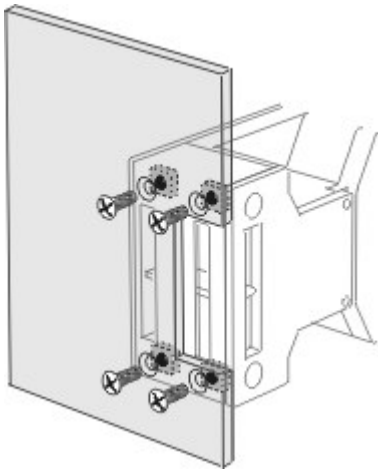


- Notes Switch travel diagram
- Contact closed
 - Contact open
 - Setting range
 - Break point
 - Positive opening sequence/- angle
 - VS** adjustable range of NO contact
 - VÖ** adjustable range of NC contact
 - N** after travel

Ordering suffix

The applicable ordering suffix is added at the end of the part number of the safety switch.
Order example: AZ 15 ZVRK-**2254**

.... 2254	Latching force 5 N
.... 1637	0,3 µm gold-plated contacts



....1762

For front mounting of safety switch, e.g. on sheet-steel covers
Cannot be retrofitted

Ordering code

AZ 15 ZV(1)K-(2)-(3)

(1)

without

R

Ejection force

Latching force 30 N

(2)

without

ST

Cable entry M16

Connector M12, 4-pole

(3)

2254

Latching force 5 N

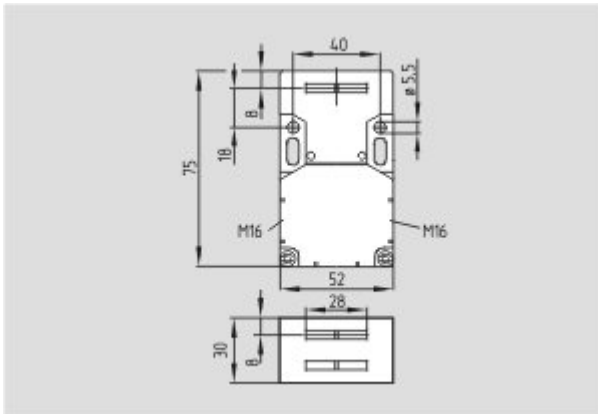
1762

Front mounting

1637

gold-plated contacts

Images



Dimensional drawing (basic component)

System components

Actuator

1137434 - AZ 15/16-B6

• For very small actuating radii in line with or at 90° to the plane of the actuator



1096092 - AZ 15/16-B3-1747

- For very small actuating radii at 90° to the plane of the actuator
- Suitable for retrofitting
- For play-free interlocking of light guards



1096090 - AZ 15/16-B3-1747 WITH MAGNETIC LATCH

- For very small actuating radii at 90° to the plane of the actuator
- Suitable for retrofitting
- For play-free interlocking of light guards
- The magnetic latch can be easily fitted in any actuating plane



1095550 - AZ 15/16-B3

- For very small actuating radii at 90° to the plane of the actuator



1096089 - AZ 15/16-B2-1747 WITH MAGNETIC LATCH

- For very small actuating radii in line with the plane of the actuator
- Suitable for retrofitting
- For play-free interlocking of light guards
- The magnetic latch can be easily fitted in any actuating plane



1096091 - AZ 15/16-B2-1747

- For very small actuating radii in line with the plane of the actuator
- Suitable for retrofitting
- For play-free interlocking of light guards



1095558 - AZ 15/16-B2

- For very small actuating radii in line with the plane of the actuator



1137408 - AZ 15/16-B1-2245

Damps vibration on guard device





1126794 - AZ 15/16-B1-2177 WITH CENTERING GUIDE

- For interlocking of light, unguided guards



1126793 - AZ 15/16-B1-2177

- For interlocking of light, unguided guards



1111081 - AZ 15/16-B1-2053 WITH BALL LATCH

- For interlocking of light to medium-weight guards



1111079 - AZ 15/16-B1-2053

- For interlocking of light to medium-weight guards



1108278 - AZ 15/16-B1-2024 WITH SLOT SEALING PLUG

- For protection against the ingress of coarse dirt



1108276 - AZ 15/16-B1-2024



1093553 - AZ 15/16-B1-1747

- For play-free interlocking of light guards
- The magnetic latch can be easily fitted in any actuating plane
- Suitable for retrofitting

1092711 - AZ 15/16-B1-1747

- For play-free interlocking of light guards
- Suitable for retrofitting

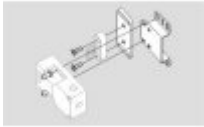


101083036 - AZ 15/16-B1

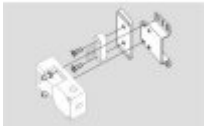


Accessories

1149214 - Mounting set MS AZ 15/16 R/P



1150373 - Mounting set MS AZ 15/16 P



1110500 - SZ 16/335

- To prevent inadvertent closing, e.g. during maintenance
- For complex plant
- Prevents actuation of the switch
- Up to 6 padlocks can be fitted
- The lockout tag can be mounted on a chain near to the safety switch



1115025 - Ball latch 2053-2

- Additional ball latch for stable latching of light to medium-weight guards
- For separate mounting on the guard



1089116 - Slot sealing plugs AZ 15/16-1476

- For protection against the ingress of coarse dirt
- To cover unused actuator slots
- Simple clip-in fitting



Mounting accessories

101135340 - TAMPERPROOF SCREWS M 5 x 20

- To mount the actuator
- Higher protection against tampering with interlock
- Protects against unauthorised removal of actuator



- Various lengths available



101135339 - TAMPERPROOF SCREWS M 5 x 16

- To mount the actuator
- Higher protection against tampering with interlock
- Protects against unauthorised removal of actuator
- Various lengths available

K.A. Schmersal GmbH, Möddinghofe 30, D-42279 Wuppertal

The data and values have been checked thoroughly. Technical modifications and errors excepted.

Generiert am 11.09.2012 - 17:07:49h Kasbase 2.2.2.F DBI